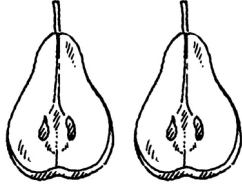


Extra Practice 1

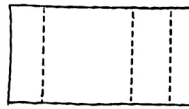
Lesson 1: Exploring Equal Parts

1. Does each picture show equal parts?

a)



b)



c)



2. Use strips of paper. Fold each strip to show fair shares for:

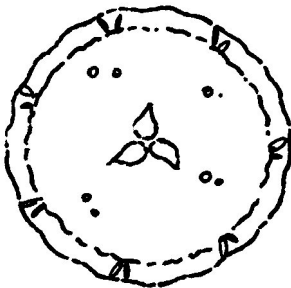
a) 4 people

b) 8 people


c) 6 people

3. Divide each picture to show fair shares for 4 people.


a)



b)



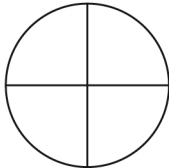
c)



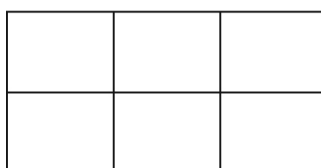
Lesson 2: Equal Parts of a Whole

1. Name the equal parts.

a)



b)

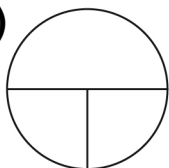


c)




2. Which figures show thirds? How do you know?


a)



b)



c)



3. Imagine this is a fruit bar.
Draw lines to show how you
can share it with 3 friends.

